

# LexisNexis – Company Information

## 1. Content

The database consists of national and international sources. The information sources can be searched in groups or individually. Most of these reports are updated throughout the year and generally only the last updated report is available. The financial information in the reports usually covers the last 3 to 5 years, but the amount of information depends on the individual source and varies heavily. In addition to financial information & ratio's the reports may include information on company structure, marketing / industry information, advertising, biographical data on directors, and mergers & acquisitions.

## 2. Search screen

The screenshot shows the LexisNexis Academic NL search interface. At the top, there are navigation links for 'Start', 'About LexisNexis', and 'Sign <'. Below this, the 'Company Information' section is active, with a 'Company Profiles' header. The main search area includes a 'Company Name' search box with a 'Search' button, a 'Search terms' box, and a 'Sources' section with checkboxes for 'Dutch Company Information', 'Dutch Company Information, Managers and Directors', and 'Dutch Company Information Mergers &'. A 'Specify date' dropdown is set to 'All available dates'. A red arrow points from the 'Company name look-up' link to the next screenshot.

**a. Company Name:** this search box allows to search using indexed names of companies or people. This is an excellent search option but it only works for indexed company sources.

Clicking “**Company name Look-up**” pops up the index screen.

Clicking Corporate Structure of a specific company name makes it possible to find linked subsidiaries or holding companies. Marking the desired companies adds them to the *Company Name* search box.

This screenshot shows the 'Add Topics' screen. It prompts the user to improve results by selecting index terms. The search criteria are 'Containing' and 'Koninklijke ahold'. The results show 'Company Names for: "Koninklijke ahold"' and a list of companies, including 'KONINKLIJKE AHOLD NV (ROYAL AHOLD)'. A red arrow points from the 'Company Name Look-up' link in the previous screenshot to this screen.

This screenshot shows the 'Add Topics' screen displaying the corporate structure for 'KONINKLIJKE AHOLD NV (ROYAL AHOLD) - Amsterdam, Netherlands'. It lists the ultimate parent and various subsidiaries, such as 'AHOLD COFFEE COMPANY B.V.', 'ALBERT HEIN B.V.', 'DELI XL B.V.', 'ETOS B.V.', 'GALL & GALL B.V.', 'AHOLD USA INC', 'GIANT FOOD STORES LLC', 'PEAPOD, LLC', 'STOP & SHOP SUPERMARKET CO', 'DISCO SA', and 'ICA AHOLD AB'. A red arrow points from the 'View selected' button in the previous screenshot to this screen.

## b. Search terms

**Search terms**

Use connectors to show relationship of terms, e.g  
 life **or** health **and** insurance  
[Tips for using search connectors](#)

Add Index Terms:  
 Industry | Subject | Geography

**Search Connectors and Commands**

**Using the "and" Connector**

Use the **and** connector to find words that are far apart from one another or in different sections. Searches using **and** usually find more documents than searches using the **w/n** connector. As a general rule, use **and** when it doesn't matter where your search words appear in a document. Use the **w/n** connector when there is a connection between your search terms and you need to find the terms near each other.

If your search terms are fairly unique, the **and** connector can find documents that are related to your research. Using the **and** connector can also help you get started on your research, until you begin to find more specific concepts and terms for your search.

For example, if you would like information about the election and opinion polls, you could use the search: **election and opinion poll**

However, to find documents that are relevant when your search terms are less specific, you may need to use the **w/n** connector. For example, the following search will find more relevant documents than if the **and** connector were used:

**advertising w/2 campaign**

**Finding phrases containing the word "and"**

If you're searching for a phrase that contains the word "and," omit the word "and" from your search request and use **w/1** as a connector. Otherwise, "and" is interpreted as a connector instead of a literal word. For example, if you're looking for "profit and loss" statements, your search request should be: **profit w/1 loss**

Using the **w/1** connector ensures that the words "profit" and "loss" appear near each other in the documents.

The second search box offers a free text search option. Using the the options underneath **Industry | Subject | Geography** allows to add indexed terms to the search box.

An overview of free text search operators can be viewed by using the link below the search box: **"Tips for using search connectors"**. Free text search options are: AND, OR, AND NOT. Example: *(koninklijke OR royal) AND ahold*.

Quotes can be used to find company sources that have two words in sequence. Example: *"Koninklijke Ahold" OR "Royal Ahold"*

## 3. Company Information sources

After creating a search (using either index terms or free text words) you need to select specific groups of **sources** by marking them. LexisNexis will search for company reports in the marked groups. The **blue I-icon** can be used to find out what types of company reports are available in a group. Some reports may only be available in a specific (sub)group!

**Sources**

- Dutch Company Information
- Dutch Company Information
- Dutch Company Information, Managers and Directors
- Dutch Company Information Mergers &

Marking the main group, however, does not necessarily mean that a search will also retrieve company reports from all sources in the subgroups. Specific company information sources can only be searched by including the name of the source in the search!

**Source Information - Dutch Company Information**

**Combined Sources**

- 1 Curatoren.nl
- 1 Dutch Company Information
- 1 Dutch Company Information Mergers & Acquisitions
- 1 Dutch Company Information Ownership Structures
- 1 Dutch Company Information, Managers and Directors

**Close Window**

**E.g. Edgar Online** can only be searched from the subgroup **"All Company Information (Excluding D&B)"** of the main group **"Company Information - incl. D&B, M&A, bankruptcy"**. Example search: "Edgar Online" W/5 Kellogg AND "FORM TYPE: 10-K"

More information about the content of company sources can be found by looking up this source using the **"Source Locator"** on the website: **"Searchable Directory of Online Sources"**.

**Searchable Directory of Online Sources**

Get details on any of the sources in our databases

Welcome to LexisNexis Searchable Directory of Online Sources "Source Locator", a powerful new tool for retrieving targeted information about the more than 40,000 LexisNexis sources. To begin, supply search criteria for any field(s) in the search form below or press **Submit** for a comprehensive list. For best results, define your query using one or two categories.

**Publication Types:** All

**Topics:** LEGAL: All

**NEWS & BUSINESS:** All

**INDUSTRY:** All

**REGIONS OF COVERAGE:** All

**PUBLICATION NAME:**

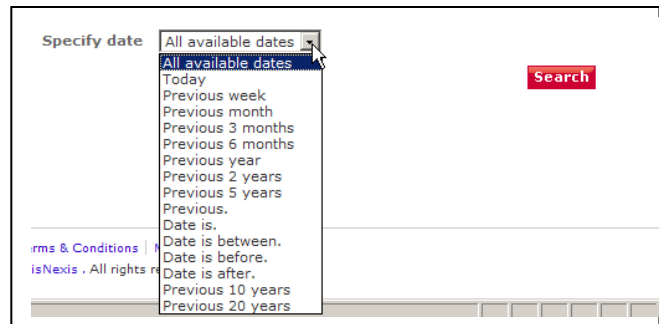
**PUBLISHER/PROVIDER:**

**DESCRIPTION:**

**LANGUAGE:** All

#### 4. Specify date

The final step of each search is the time period for the search. Clicking the pull-down menu “All available dates” shows all available options.



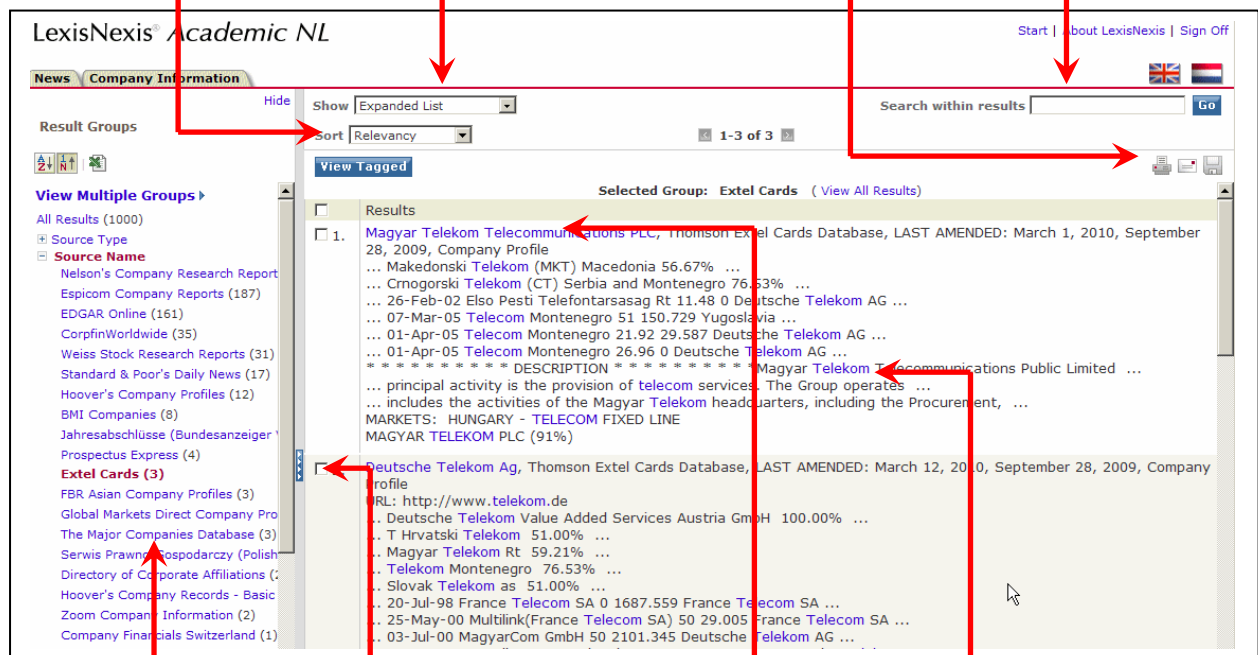
#### 5. Search result

Sort the result on the publication date or on relevancy

Choose how to view the search result

Print, Save, or Email options for the reports

Use this box to refine the search result



Sort by source or select reports by clicking a source.

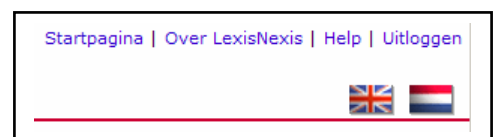
Select relevant reports from the result.

Click the title to view the full text report.

Click on a highlighted word to jump to a specific section in a report.

#### 6. Help

The Help option is available at the top right corner of each screen in the Dutch language screens of LexisNexis.



#### 7. Support

The Data Center of the library offers support in the use of LexisNexis. Contact details for the Data Center helpdesk:

Email: [datacentrum@ubvu.vu.nl](mailto:datacentrum@ubvu.vu.nl)

Telephone: 020-59 85166.

Information on LexisNexis and other financial databases is available on Blackboard: [bb.vu.nl](http://bb.vu.nl) (use your VU-net-id)

> courses > FEWEB > datacentrum > enroll

